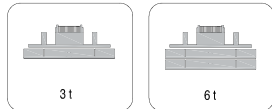
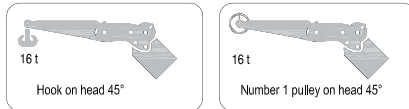


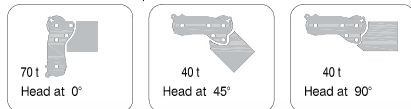
Divisible counterweight with automatic unloading



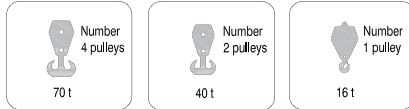
1,5 meters hook or pulley for reclinable boom head



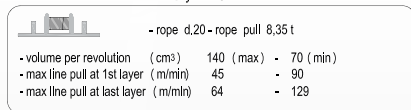
Three position reclinable boom head



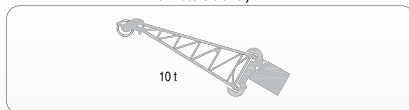
Hook blocks of various capacities



Primary winch



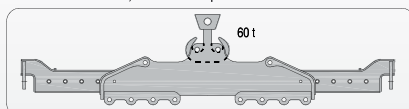
3 meters trellis jib



0,5 meters hook for reclinable boom head



3,7 meters lift spreader beams



The lifting capacities in the structural area are based on DIN 15018 part 3 / FEM 5.004 / EN 13000.
The lifting capacities in the stability area are based on DIN 15019 part 2 / ISO 4305 / EN 13000

